

PRODUCT SPECIFICATIONS

LED Light Engine 2 step MacAdam ellipse binning • 2700K, 3000K, 3500K, or 4000K CCTs available with 80 CRI minimum • 2700K and 3000K also available with 90 CRI and 95 CRI minimum (R9>90).

Quiet, Glare-free Ceiling 45° visual cutoff to source and source image.

Modular Optics Available with 12°, 24°, 35° and 50° field interchangeable optics • 20°, 30°, 40°, 45° and 60° FWHM can be achieved with diffusing films and 12° optic • Patented (US Patent 8,950,911) auto-adjusting optic holder maximizes efficiency by maintaining optimal LED optic position • Accommodates up to two (2) additional beam control lenses and/or filters.

Adjustability 370° rotation, 35° tilt hot aiming with locking • Optimized optics translates light engine forward as it is aimed off nadir, ensuring maximum light and low brightness.

Reflector .040" aluminum slot angle-cut reflector in white paint, clear specular, black specular, clear diffuse, or wheat diffuse Alzak finish provides 50° cut-off.

Trims Style Trim Ring and Self Flanged reflectors utilize torsion spring retention for tight, secure fit to ceiling • Trim ring features beveled knife edge for clean ceiling interface • Self Flanged reflectors with polished or optional white painted flange.

LED Driver Accommodates 120-277V input and multiple control protocols • For a list of compatible dimmers, refer to [ACLXLED3-DIM](#) • Power Factor > 0.9 • Field replaceable from below or above ceiling.

Life Rated for 50,000 hrs at 70% lumen maintenance.

Buy American Act This product is assembled in the USA and meets the Buy America(n) government procurement requirements under FAR, DFARS and DOT regulations. Please refer to www.acuitybrands.com/buy-american for additional information.

WARRANTY-5YR - 5-year limited warranty. This is the only warranty provided and no other statements in this specification sheet create any warranty of any kind. All other express and implied warranties are disclaimed. Complete warranty terms located at: www.acuitybrands.com/support/warranty/terms-and-conditions

Codes/Labels UL and cUL listed for damp locations • 08LM and 12LM housings are IC rated for direct contact with insulation • Union made.

Patented (US Patent 7,191,993) "Push-Pull" Cable System Allows rapid installation without tools or loose parts • Housing accommodates ceiling thickness from 3/8" to 2" without altering photometrics • Fits 2 x 6 construction.

Junction Box Includes (5) 1/2" and (4) Non-metallic sheathed cable knock-outs • Push-in electrical connectors for field connections.


Note: Actual performance may differ as a result of end-user environment and application.

All values are design or typical values, measured under laboratory conditions at 25°C. Specifications subject to change without notice.

**3" LED RECESSED ADJUSTABLE
REMODEL
SLOT-CUT REFLECTOR
AX3 AR/3ASLOT
800 - 1500 LUMEN**



Trim Ring



Self-Flanged

ORDERING INFORMATION

Example: AX3 AR G4 08LM 30K 80CRI 24D FPC 120 3ASLOT CS WHR

HOUSING OPTIONS	Housing Style		Lumens		CCT		CRI		Beam		Driver		Voltage		Options	
	AX3 AR G4	Remodel Universal ADJ/DL/WW	08LM	800 Lumens	27K	2700K	80CRI	12D	12° beam	GZ1	0-10V, 1% dim	120 ²	NLIGHT ⁴	nLight dimming pack controls		
			12LM	1200 Lumens	30K	3000K	90CRI ¹	24D	24° beam	EZ1	eldoLED 0-10V, 1% dim	MVOLT ³ (120-277)				
			15LM	1500 Lumens	35K	3500K	95CRI ¹	35D	35° beam	EZB	eldoLED 0-10V, <1% dim					
					40K	4000K		50D	50° beam	FPC	Phase cut dimming, 5% dim					
										ECOS2	Lutron Hi-Lume 2-wire forward phase, 1% dim					
										ECOD	Lutron Hi-Lume EcoSystem, 1% dim					
										EDAB	eldoLED DALI, 1% min					

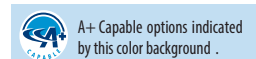
TRIM OPTIONS	Trim Style		Reflector Finish		Flange Style / Finish	
	3ASLOT	Slot-Cut Reflector	BS	Black Specular	SELF FLANGED	
			CD	Clear Diffuse	WHR	White Trim Ring
			CS	Clear Specular	SF	Self Flanged (Same finish as reflector)
			WTD	Wheat Diffuse	WHSF	Self Flanged, White painted flange
			W	White Paint		

Ordering Notes

¹ 90CRI and 95CRI available on 27K and 30K only. ⁴ NLIGHT available with EZ1 and EZB only.

² 120 required for FPC and ECOS2.

³ MVOLT required for GZ1, EZ1, EZB, ECOD, EDAB.



3" LED RECESSED ADJUSTABLE REMODEL SLOT-CUT REFLECTOR AX3 AR/3ASLOT 800 - 1500 LUMEN

ACCESSORIES

Accessories			
3AXOPT/12D	12° Optic	IIS 35 HE	Up to 35W Remote Mount Micro Inverter (30LM Excluded)
3AXOPT/24D	24° Optic		
3AXOPT/35D	35° Optic		
3AXOPT/50D	50° Optic	DCCF 200 HAL4250	Daylight Blue Correction Lens
AF3/10	10° Diffusing Film	DIFF 200	Diffuse Spread Lens
AF3/20	20° Diffusing Film	SOLITE 200	Uniformity Lens
AF3/30	30° Diffusing Film	UVF 200	UV Filter Lens
AF3/40	40° Diffusing Film	PRISM 200	Prismatic Lens
AF3/50	50° Diffusing Film	LSPREAD 200	Linear Spread Lens
AF3/60x1	60°x1° Diffusing Film	HCLBL 200	Hexcell Louver

DIFFUSING FILMS

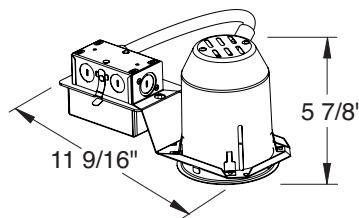
Desired FWHM	Primary Optic	Film
12°	12D	-
20°	12D	AF3/10
24°	24D	-
30°	12D	AF3/20
35°	35D	-
40°	12D	AF3/30
45°	12D	AF3/40
50°	50D	-
60°	12D	AF3/50
20°x60°	12D	AF3/60x1

To achieve the desired beam angle (FWHM), specify the following primary LED optic on the luminaire and order the diffusing film from the table below

ELECTRICAL DATA

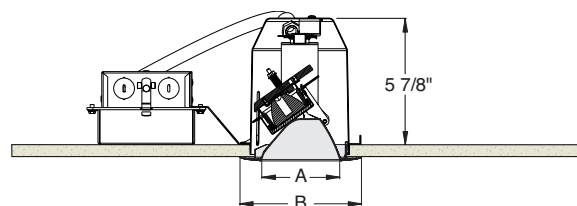
Lumen Package	08LM		12LM		15LM	
Voltage	120	277	120	277	120	277
Input Power	7.0	7.6	11.0	12.0	13.8	14.6
Input Current	0.03	0.06	0.09	0.05	0.12	0.06
Frequency	50/60Hz		50/60Hz		50/60Hz	
Power Factor	>0.9	>0.9	>0.9	>0.9	>0.9	>0.9

DIMENSIONS



4 3/8" CEILING CUTOUT*

* For best results, a hole saw is recommended



	A	B
Trim Ring	3 1/4"	5"
Self Flanged	3 3/8"	4 5/8"

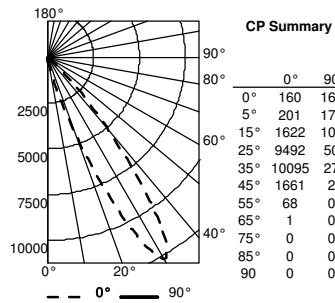
3" LED RECESSED ADJUSTABLE REMODEL SLOT-CUT REFLECTOR AX3 AR/3ASLOT 800 - 1500 LUMEN

PHOTOMETRICS

AX3 AR G4 15LM 30K 80CRI 12D EZ1 MVOLT 3ASLOT CS

3000K LEDs, input watts: 13.8,
delivered lumens: 1404, LM/W = 102,
test no. PT02182810P76,
tested in accordance to IESNA LM-79

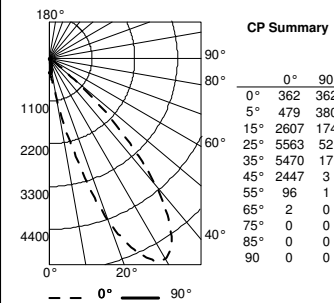
Beam Spread: 12D



AX3 AR G4 15LM 30K 80CRI 24D EZ1 MVOLT 3ASLOT CS

3000K LEDs, input watts: 13.8,
delivered lumens: 1412, LM/W = 102,
test no. PT02182821P76,
tested in accordance to IESNA LM-79

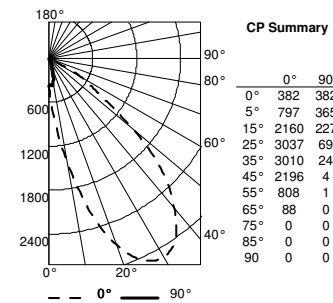
Beam Spread: 24D



AX3 AR G4 15LM 30K 80CRI 35D EZ1 MVOLT 3ASLOT CS

3000K LEDs, input watts: 13.8,
delivered lumens: 1430, LM/W = 104,
test no. PT03180132P76,
tested in accordance to IESNA LM-79

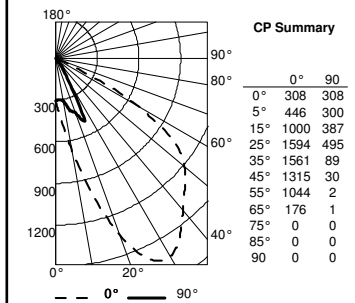
Beam Spread: 35D



AX3 AR G4 15LM 30K 80CRI 50D EZ1 MVOLT 3ASLOT CS

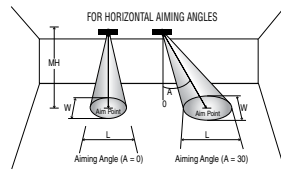
3000K LEDs, input watts: 13.8,
delivered lumens: 1228, LM/W = 89,
test no. PT03180143P76,
tested in accordance to IESNA LM-79

Beam Spread: 50D

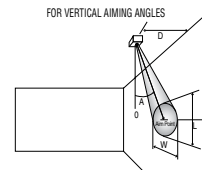


CBCP • Centerbeam candlepower
FC • Footcandles at beam center (aim point)

In vertical aiming applications, aim point (X) is determined by dividing distance from the wall (D) by the tangent of the desired aim angle (A) (0.5774 for 30°, 1.0 for 45°).



Horizontal Aiming Angles



Vertical Aiming Angles

Beam Spread	CBCP	0°			30°			30°				45°					
		MH	FC	L	W	FC	L	W	D	FC	X	L	W	FC	X	L	W
12°	12699	6	353	1.8	1.8	229	2.4	2.0	3	176	5.2	3.8	1.8	499	3.0	1.8	1.2
		8	198	2.3	2.3	129	3.2	2.7	4	99	6.9	5.0	2.3	281	4.0	2.4	1.7
		10	127	2.9	2.9	82	3.9	3.4	5	63	8.7	6.3	2.9	180	5.0	3.0	2.1
		12	88	3.5	3.5	57	4.7	4.1	6	44	10.4	7.5	3.5	125	6.0	3.6	2.5
		14	65	4.1	4.1	42	5.5	4.7	7	32	12.1	8.8	4.1	92	7.0	4.2	2.9
24°	5963	4	373	2.0	2.0	242	2.7	2.3	2	186	3.5	4.8	2.0	527	2.0	2.1	1.4
		6	166	2.9	2.9	108	4.0	3.4	3	83	5.2	7.2	2.9	234	3.0	3.1	2.1
		8	93	3.9	3.9	61	5.3	4.5	4	47	6.9	9.6	3.9	132	4.0	4.2	2.8
		10	60	4.9	4.9	39	6.7	5.7	5	30	8.7	12.0	4.9	84	5.0	5.2	3.5
		12	41	5.9	5.9	27	8.0	6.8	6	21	10.4	14.4	5.9	59	6.0	6.3	4.2
35°	3134	4	196	2.8	2.8	127	3.9	3.2	2	98	3.5	8.9	2.8	277	2.0	3.2	2.0
		6	87	4.2	4.2	57	5.8	4.9	3	44	5.2	13.3	4.2	123	3.0	4.8	3.0
		8	49	5.6	5.6	32	7.8	6.5	4	24	6.9	17.7	5.6	69	4.0	6.4	4.0
		10	31	7.0	7.0	20	9.7	8.1	5	16	8.7	22.2	7.0	44	5.0	8.0	5.0
		12	22	8.4	8.4	14	11.7	9.7	6	11	10.4	26.6	8.4	31	6.0	9.6	5.9
50°	1649	4	103	3.4	3.4	67	4.8	3.9	2	52	3.5	14.3	3.4	146	2.0	4.1	2.4
		6	46	5.0	5.0	30	7.1	5.8	3	23	5.2	21.5	5.0	65	3.0	6.1	3.6
		8	26	6.7	6.7	17	9.5	7.8	4	13	6.9	28.6	6.7	36	4.0	8.2	4.8
		10	16	8.4	8.4	11	11.9	9.7	5	8	8.7	35.8	8.4	23	5.0	10.2	5.9
		12	11	10.1	10.1	7	14.3	11.6	6	6	10.4	42.9	10.1	16	6.0	12.3	7.1

LUMEN OUTPUT MULTIPLIERS

CCT/CRI	Multiplier		
	80CRI	90CRI	95CRI
27K	100%	86%	65%
30K	100%	88%	69%
35K	105%		
40K	107%		

Lumens	Multiplier
15LM	100%
12LM	80%
08LM	54%